

Curry College Science and Integrated Learning Commons SILC Classroom Technology



<https://www.windover.com/portfolio/academic-spaces/science-and-integrated-learning-commons/>

Active Learning Classrooms

G01 | G02 | 101 | 102

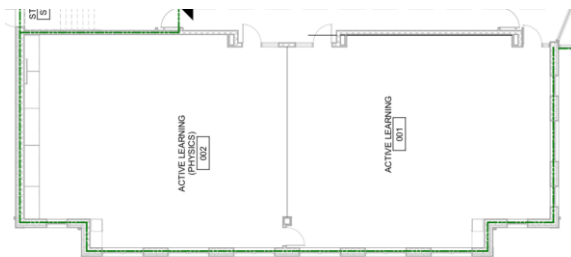
Projector and screen for large presentations

- ✚ Sharelink allows anyone to share content from laptop or mobile device to screen wirelessly

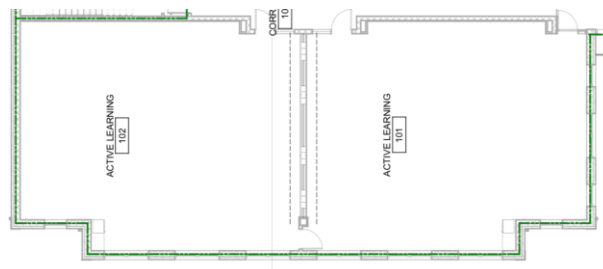
Six 55" wall-mounted displays for student collaboration

- ✚ Below each screen is a cable to connect student laptop or mobile device and share content to display

G01 & G02



101 & 102



Active Learning Classroom

Controlling the Displays and Volume

- The output of the instructor's PC will be viewed on the instructor's monitor, large screen, and sent to all student displays
 - ✚ Buttons on the touch panel will be used to select where the image is to be displayed.
 - ✚ Audio will be heard through ceiling speakers
- Students may display content on the local display via the attached HDMI cable or they may share their content on the instructor's screen wirelessly by connecting to Sharelink
- Instructors may use the Sharelink to display their mobile devices on the instructor screen



Active Learning Classrooms

Video Conferencing – Distance Learning

Features

- Connection to remote sites will be done through software on the instructor PC
- Ceiling microphones will pick up what's being said in the room
- Two cameras will be installed on opposite walls to offer video from the perspective of choice
- The cameras have a pan/tilt/zoom features

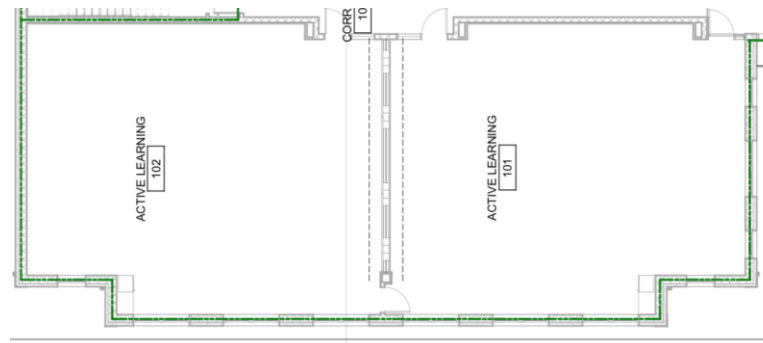


Active Learning Classrooms

Single or Combined

Active Learning Rooms G01/G02 and 101/102 may be combined to act as one system

- The “combine” feature can be accessed via a button on the touch panel
- When “combined”, Room G01/101 is always the “master” control system



Group Study Rooms

S001 | S002 | S112

One 65" wall mounted display

- ✚ Sharelink allows anyone to share content wirelessly from laptop or mobile device to display
- ✚ Below each screen is a cable to connect a laptop or mobile device and share content to display

Dedicated Drop-in, Workroom & Seminar Rm.

S006 | 103I | S205

One 55" wall mounted display

- ✚ Sharelink allows anyone to share content wirelessly from laptop or mobile device to display
- ✚ Below each screen is a cable to connect a laptop or mobile device and share content to display

Interactive Classrooms

A&P S005 | Chemistry 201 | Organic Chemistry 203

Interactive projector for large presentations

- ✚ Bright colors and high resolution
- ✚ Sharelink allows anyone to share content wirelessly from laptop or mobile device to display
- ✚ Touch enabled interactive system
- ✚ Dual pen-based interactivity that lets up to two users draw and write on whiteboard



Standard Labs

Microbiology S208

Projector for large presentations

- + Bright colors and high resolution
- + Sharelink allows anyone to share content wirelessly from laptop or mobile device to display



Public Collaboration Spaces (5)

40" and 65" wall mounted display

- ✚ Sharelink allows anyone to share content wirelessly from laptop or mobile device to display
- ✚ Below each screen is a cable to connect a laptop or mobile device and share content to display
- ✚ Digital signage is installed on some public Collaboration Spaces



Classroom Technologies



Interactive Display



Control Panel



Wall Mounted Display



Instructor Desk Cable Cubby



Wall Mounted Display Cable Cubby